

## 01 - Columns - Fiberglass

- 174 quick ship sizes/styles in stock
- Square non-tapered and tapered
- Fluted and raised panel styles
- Split columns, caps and bases
- Craftsman style columns
- DuraStone Columns
- Spun Fiberglass, Wood and PVC
- Lightweight Pultruded Fiberglass
- Round tapered and non-tapered
- Decorative capitals and attic bases
- Made-to-order options
- Load bearing or non load bearing
- Made with Turncraft® Technology

### Round Tapered - Spun Fiberglass

#### Short Unfluted - (Ideal for Kneewall Applications and Pedestal Bases)

##### Quick Ship



SE	TX	Shaft Item No.	Nominal Size	Weight (lbs.)	Premium Cap and Base Item Number	Urethane Cap and Base Item Number
SE	TX	40858P	8" x 5'8"	47	456801	456801E
SE	TX	41058P	10" x 5'8"	66	456101	456101E
SE	TX	41258P	12" x 5'8"	70	456121	456121E

#### Unfluted

##### Quick Ship




SE	TX	Shaft Item No.	Nominal Size	Weight (lbs.)	Premium Cap and Base Item Number	Urethane Cap and Base Item Number
SE	TX	40608P	6" x 8'0"	48	456601	
SE	TX	40808P	8" x 8'0"	61	456801	456801E
SE	TX	40809P	8" x 9'0"	66	456801	456801E
SE	TX	40810P	8" x 10'0"	81	456801	456801E
SE	TX	41008P	10" x 8'0"	84	456101	456101E
SE	TX	41009P	10" x 9'0"	90	456101	456101E
SE	TX	41010P	10" x 10'0"	92	456101	456101E
SE	TX	41012P	10" x 12'0"	117	456101	456101E
SE	TX	41208P	12" x 8'0"	93	456121	456121E
SE	TX	41209P	12" x 9'0"	107	456121	456121E
SE	TX	41210P	12" x 10'0"	117	456121	456121E
SE	TX	41212P	12" x 12'0"	149	456121	456121E
SE	TX	41216P	12" x 16'0"	273	456121	456121E
SE	TX	41410P	14" x 10'0"	200	456141	
SE	TX	41412P	14" x 12'0"	240	456141	
SE	TX	41416P	14" x 16'0"	360	456141	
SE	TX	41608P	16" x 8'0"	188	456161	
SE	TX	41610P	16" x 10'0"	250	456161	
SE	TX	41612P	16" x 12'0"	311	456161	
SE	TX	41614P	16" x 14'0"	360	456161	
SE	TX	41616P	16" x 16'0"	407	456161	

## 01 - Columns - Fiberglass

### Round Tapered - Spun Fiberglass

#### Fluted

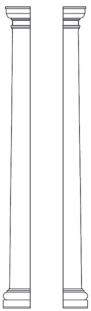
Quick Ship



SE	TX	Shaft Item No.	Nominal Size	Weight (lbs.)	Premium Cap and Base Item Number	Urethane Cap and Base Item Number
SE	TX	40808F	8" x 8'0"	61	456801	456801E
SE	TX	40809F	8" x 9'0"	66	456801	456801E
SE	TX	40810F	8" x 10'0"	81	456801	456801E
SE	TX	41008F	10" x 8'0"	84	456101	456101E
SE	TX	41009F	10" x 9'0"	90	456101	456101E
SE	TX	41010F	10" x 10'0"	92	456101	456101E
SE	TX	41012F	10" x 12'0"	117	456101	456101E
SE	TX	41208F	12" x 8'0"	93	456121	456121E
SE	TX	41209F	12" x 9'0"	107	456121	456121E
SE	TX	41210F	12" x 10'0"	117	456121	456121E
SE	TX	41212F	12" x 12'0"	149	456121	456121E

#### Unfluted / Split


Quick Ship



SE	TX	Shaft Item No.	Nominal Size	Weight (lbs.)	Premium Cap and Base Item Number
SE	TX	40808PH	8" x 8'0"	61	456801H
SE	TX	40809PH	8" x 9'0"	66	456801H
SE	TX	40810PH	8" x 10'0"	81	456801H
SE	TX	41008PH	10" x 8'0"	84	456101H
SE	TX	41009PH	10" x 9'0"	90	456101H
SE	TX	41010PH	10" x 10'0"	92	456101H
SE	TX	41012PH	10" x 12'0"	117	456101H
SE	TX	41208PH	12" x 8'0"	93	456121H
SE	TX	41209PH	12" x 9'0"	107	456121H
SE	TX	41210PH	12" x 10'0"	117	456121H
SE	TX	41212PH	12" x 12'0"	149	456121H

#### Fluted / Split

Quick Ship




SE	TX	Shaft Item No.	Nominal Size	Weight (lbs.)	Premium Cap and Base Item Number
SE		40808FH	8" x 8'0"	61	456801H
SE		40809FH	8" x 9'0"	66	456801H
SE		40810FH	8" x 10'0"	81	456801H
SE		41008FH	10" x 8'0"	84	456101H
SE		41009FH	10" x 9'0"	90	456101H
SE		41010FH	10" x 10'0"	92	456101H
SE		41012FH	10" x 12'0"	117	456101H
SE		41208FH	12" x 8'0"	93	456121H
SE		41209FH	12" x 9'0"	107	456121H
SE		41210FH	12" x 10'0"	117	456121H
SE		41212FH	12" x 12'0"	149	456121H

## 01 - Columns - Fiberglass

### Tuscan Cap and Base Set (for Round Tapered)

#### Premium (TimeSaver Model for 8", 10", 12")

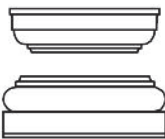
Highly detailed injection molded polystyrene - includes hardware installation kit



SE	TX	Item No.	Size	Weight (lbs.)
SE	TX	456601	6"	8
SE	TX	456801	8"	11
SE	TX	456101	10"	20
SE	TX	456121	12"	32
SE	TX	456141	14"	36
SE	TX	456161	16"	58

#### Urethane

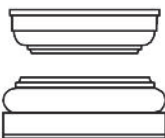
Fully primed polyurethane - crisp detail



SE	TX	Item No.	Size	Base Height	Weight (lbs.)
SE	TX	456801E	8"	4-1/4"	2
SE	TX	456101E	10"	5-1/4"	4
SE	TX	456121E	12"	6"	7

#### Urethane Low Profile (For use with Columns with Railings)

Fully primed polyurethane - crisp detail



SE	TX	Item No.	Size	Base Height	Weight (lbs.)
SE	TX	456801LP	8"	2-1/2"	2
SE	TX	456101LP	10"	3"	4
SE	TX	456121LP	12"	3-1/2"	7

## Round Tapered - DuraStone

### Unfluted DuraStone - Sand Color

Never needs paint - colored throughout - natural rustic stone finish



DuraStone™ columns are maintenance-free fiberglass columns constructed by combining marble dust with fiberglass and color, and treated with a unique, patent-pending process to create a natural, rustic finish that looks and feels like real stone.

Stocked in two popular colors – Sand and Ivory.

Also available in square and round non-tapered on made-to-order basis.

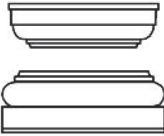
SE	TX	Shaft Item No.	Nominal Size	Weight (lbs.)	Premium Cap and Base Item Number
SE		40808PSN	8" x 8"	66	456801SN
SE		40810PSN	8" x 10"	81	456801SN
SE		41008PSN	10" x 8"	84	456101SN
SE		41010PSN	10" x 10"	92	456101SN
SE		41210PSN	12" x 10"	117	456121SN

## 01 - Columns - Fiberglass

### Tuscan Cap and Base Set - DuraStone (for Round Tapered)

#### Premium DuraStone - Sand Color

Made of DuraStone FRP - matches column shaft - load bearing



SE	TX	Item No.	Size	Weight (lbs.)
SE		456801SN	8"	15
SE		456101SN	10"	22
SE		456121SN	12"	30

### Round Tapered - DuraStone

#### Unfluted DuraStone - Ivory Color

Never needs paint - colored throughout - natural rustic stone finish

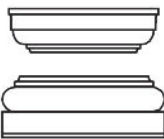


SE	TX	Shaft Item No.	Nominal Size	Weight (lbs.)	Premium Cap and Base Item Number
SE		40808PIV	8" x 8"	66	456801IV
SE		40810PIV	8" x 10"	81	456801IV
SE		41008PIV	10" x 8"	84	456101IV
SE		41010PIV	10" x 10"	92	456101IV
SE		41210PIV	12" x 10"	117	456121IV

### Tuscan Cap and Base Set - DuraStone (for Round Tapered)

#### Premium DuraStone - Ivory Color

Made of DuraStone FRP - matches column shaft - load bearing



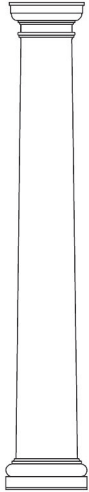
SE	TX	Item No.	Size	Weight (lbs.)
SE		456801IV	8"	15
SE		456101IV	10"	22
SE		456121IV	12"	30

## 01 - Columns - Fiberglass

### Round Tapered - Spun Fiberglass

Unfluted and Custom Fluting Available

Made to Order - Call for factory lead times



SE	TX	Nominal Size	Weight (lbs.)
SE	TX	6" x 6'0	35
SE	TX	8" x 6'0	47
SE	TX	10" x 6'0	66
SE	TX	12" x 6'0	70
SE	TX	12" x 16'0	273
SE	TX	14" x 8'0	156
SE	TX	14" x 14'0	290
SE	TX	16" x 14'0	348
SE	TX	16" x 18'0	465
SE	TX	16" x 20'0	521
SE	TX	18" x 8'0	200
SE	TX	18" x 10'0	325
SE	TX	18" x 12'0	385
SE	TX	18" x 14'0	416
SE	TX	18" x 16'0	449
SE	TX	18" x 18'0	566
SE	TX	18" x 20'0	632
SE	TX	18" x 22'0	696
SE	TX	18" x 24'0	754
SE	TX	20" x 6'0	228
SE	TX	20" x 8'0	304
SE	TX	20" x 10'0	380
SE	TX	20" x 12'0	456
SE	TX	20" x 14'0	483
SE	TX	20" x 16'0	552
SE	TX	20" x 18'0	621
SE	TX	20" x 20'0	690
SE	TX	20" x 24'0	828
SE	TX	24" x 8'0	436
SE	TX	24" x 10'0	545
SE	TX	24" x 12'0	632
SE	TX	24" x 14'0	653
SE	TX	24" x 16'0	722
SE	TX	24" x 18'0	812
SE	TX	24" x 20'0	902
SE	TX	24" x 22'0	993
SE	TX	24" x 24'0	
SE	TX	Call for larger sizes and other species	

## 01 - Columns - Fiberglass

### Decorative Capitals - for Round Tapered Columns

#### Attic Base



Item Number Indicates Quick Ship - MTO Indicates Made To Order

SE	TX	Item No.	Size	Abacus/Plinth Width	Height
SE	TX	407000	8"	10-7/8"	5-1/8"
SE	TX	407100	10"	13-1/2"	6-1/4"
SE	TX	407200	12"	16-1/8"	7-1/4"
SE	TX	MTO	14"	18-1/2"	8-21/32"
SE	TX	MTO	16"	21-3/16"	10-1/8"
SE	TX	MTO	18"	23-15/16"	11-1/4"
SE	TX	MTO	20"	27-1/16"	13"
SE	TX	MTO	24"	32-1/2"	15-3/4"

#### Greek Erectheum



Item Number Indicates Quick Ship - MTO Indicates Made To Order

SE	TX	Item No.	Size	Abacus/Plinth Width	Height
SE	TX	MTO	6"	6-3/4"	3-1/4"
SE	TX	455805	8"	7-3/4"	3-3/4"
SE	TX	455105	10"	12"	5-5/8"
SE	TX	455125	12"	14-1/2"	6-1/4"
SE	TX	MTO	14"	15"	7"
SE	TX	MTO	16"	17-1/2"	9"
SE	TX	MTO	18"	22"	10-1/4"

#### Roman Corinthian



Item Number Indicates Quick Ship - MTO Indicates Made To Order

SE	TX	Item No.	Size	Abacus/Plinth Width	Height
SE	TX	MTO	6"	9-1/2"	7"
SE	TX	455804	8"	11-1/2"	9-7/8"
SE	TX	455104	10"	14-1/4"	11-3/4"
SE	TX	455124	12"	18-1/4"	14-3/8"
SE	TX	MTO	14"	22-1/2"	17-1/8"
SE	TX	MTO	16"	23-1/2"	17-5/8"
SE	TX	MTO	18"	27-1/2"	21-1/4"
SE	TX	MTO	20"	38-1/2"	24-3/4"
SE	TX	MTO	24"	42"	27-3/4"

#### Roman Ionic



Item Number Indicates Quick Ship - MTO Indicates Made To Order

SE	TX	Item No.	Size	Abacus/Plinth Width	Height
SE	TX	MTO	6"	6-1/4"	2-1/4"
SE	TX	455801	8"	7-7/8"	2-7/8"
SE	TX	455101	10"	10-3/8"	3-1/2"
SE	TX	455121	12"	12-1/4"	4-5/8"
SE	TX	MTO	14"	16-7/8"	5-3/4"
SE	TX	MTO	16"	18"	6-1/4"
SE	TX	MTO	18"	21"	6-1/2"

## 01 - Columns - Fiberglass

### Decorative Capitals - for Round Tapered Columns

#### Scamozzi



Item Number Indicates Quick Ship - MTO Indicates Made To Order

SE	TX	Item No.	Size	Abacus/Plinth Width	Height
SE	TX	MTO	6"	7-3/4"	2-1/2"
SE	TX	455802	8"	9-3/4"	3-1/8"
SE	TX	455102	10"	14"	3-7/8"
SE	TX	455122	12"	16-1/4"	4-7/8"
SE	TX	MTO	14"	18-1/2"	5-3/4"
SE	TX	MTO	16"	21-3/8"	5-3/4"
SE	TX	MTO	18"	24-1/4"	7-1/2"
SE	TX	MTO	20"	25-3/8"	7-1/4"
SE	TX	MTO	24"	35-1/2"	11"

#### Temple of the Winds



Item Number Indicates Quick Ship - MTO Indicates Made To Order

SE	TX	Item No.	Size	Abacus/Plinth Width	Height
SE	TX	MTO	6"	8"	7"
SE	TX	455803	8"	10-1/8"	7-7/16"
SE	TX	455103	10"	13-1/2"	9-7/8"
SE	TX	455123	12"	16-1/4"	11-9/16"
SE	TX	MTO	14"	21"	14"
SE	TX	MTO	16"	22-1/2"	16-1/2"
SE	TX	MTO	18"	25-3/4"	18-3/8"
SE	TX	MTO	20"	25-3/4"	18-3/8"
SE	TX	MTO	24"	30-3/4"	26"

### Round Non-Tapered - Spun Fiberglass

#### Unfluted

Quick Ship - (Tip - Cut taller sizes in half for pedestal applications)

SE	TX	Shaft Item No.	Nominal Size	Weight (lbs.)	Premium Cap and Base Item Number
SE	TX	40808PN	8" x 8'0"	69	456802
SE	TX	40810PN	8" x 10'0"	86	456802
SE	TX	41008PN	10" x 8'0"	86	456102
SE	TX	41010PN	10" x 10'0"	121	456102
SE	TX	41208PN	12" x 8'0"	132	456122
SE	TX	41210PN	12" x 10'0"	164	456122
SE	TX	41212PN	12" x 12'0"	215	456122

Made to Order - Call for factory lead times

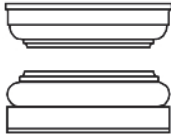
SE	TX	Shaft Item No.	Nominal Size	Weight (lbs.)	Premium Cap and Base Item Number
SE	TX	MTO	14" x 8'0"	190	MTO
SE	TX	MTO	14" x 10'0"	242	MTO
SE	TX	MTO	14" x 12'0"	290	MTO
SE	TX	MTO	14" x 14'0"	340	MTO

## 01 - Columns - Fiberglass

### Round Non-Tapered - Spun Fiberglass

#### Premium Tuscan Cap and Base - Non-Tapered

**Quick Ship**



SE	TX	Item No.	Size	Weight (lbs.)
SE	TX	456802	8"	11
SE	TX	456102	10"	20
SE	TX	456122	12"	32

### Square Non-Tapered - Spun Fiberglass

#### Unfluted

**Quick Ship**

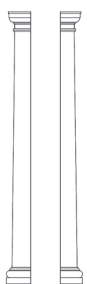


SE	TX	Shaft Item No.	Nominal Size	Weight (lbs.)	Premium Cap and Base Item Number
SE	TX	40608S	6" x 8'0"	53	456600
SE	TX	40610S	6" x 10'0"	65	456600
SE	TX	40808S	8" x 8'0"	95	456800
SE	TX	40810S	8" x 10'0"	112	456800
SE	TX	41008S	10" x 8'0"	108	456100
SE	TX	41010S	10" x 10'0"	137	456100
SE	TX	41012S	10" x 12'0"	170	456100
SE	TX	41208S	12" x 8'0"	141	456120
SE	TX	41210S	12" x 10'0"	171	456120
SE	TX	41212S	12" x 12'0"	201	456120
SE	TX	41214S	12" x 14'0"	131	456120
SE	TX	41216S	12" x 16'0"	261	456120

### Square Non-Tapered Split - Spun Fiberglass

#### Unfluted

**Quick Ship**



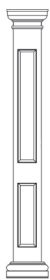
SE	TX	Shaft Item No.	Nominal Size	Weight (lbs.)	Premium Cap and Base Item Number
SE	TX	40808SH	8" x 8'0 Split	95	456800H
SE	TX	40810SH	8" x 10'0 Split	112	456800H
SE	TX	41008SH	10" x 8'0 Split	108	456100H
SE	TX	41010SH	10" x 10'0 Split	137	456100H

## 01 - Columns - Fiberglass

### Square Non-Tapered - Spun Fiberglass

#### Raised Panel


##### Quick Ship



SE	TX	Shaft Item No.	Nominal Size	Weight (lbs.)	Premium Cap and Base Item Number
SE	TX	40808SR	8" x 8'0"	95	456800
SE	TX	40809SR	8" x 9'0"	110	456800
SE	TX	40810SR	8" x 10'0"	112	456800

#### Fluted

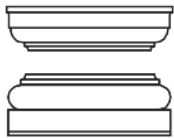
##### Quick Ship



SE	TX	Shaft Item No.	Nominal Size	Weight (lbs.)	Premium Cap and Base Item Number
SE	TX	40808SF	8" X 8'0"	95	456800
SE	TX	40809SF	8" X 9'0"	110	456800
SE	TX	40810SF	8" x 10'0"	125	456800

#### Premium Tuscan Cap and Base - For Square Columns

##### Quick Ship

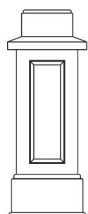


SE	TX	Item No.	Size	Weight (lbs.)
SE	TX	456600	6"	10
SE	TX	456800	8"	11
SE	TX	456100	10"	15
SE	TX	456120	12"	22

#### Pedestal Base (Use with 8" Square Column)

#### Raised Panel

##### Quick Ship



SE	TX	Nominal Size	Item No.	Weight (lbs.)
SE	TX	15" x 43"	40108	142

## 01 - Columns - Fiberglass

### Accessories

#### Installation Kit

Quick Ship



SE	TX	Item No.	Description	Weight (lbs.)
SE	TX	40202	Column Installation Kit	1

#### Split Kit - For Reassembly of Split Columns

Quick Ship




SE	TX	Item No.	Description	Weight (lbs.)
SE	TX	40303	Column Split Kit	1

## 01 - Columns - Fiberglass Pultruded

- Made of pultruded fiberglass
- Lightweight and load bearing
- In stock for immediate delivery
- Cap and base set includes neck ring
- Easily trimmed to length on jobsite
- Latest technology manufacturing
- Ideal for interior and exterior use
- Shafts are fully boxed
- Caps/bases boxed separately

### Lightweight Square

#### Quick Ship



SE	TX	Item No.	Nominal Size	Style	Weight (lbs.)	Load Capacity
SE	TX	40806SLW	8" X 6'	Square Non-Tapered	22	5,000
SE	TX	40808SLW	8" X 8'	Square Non-Tapered	29	5,000
SE	TX	40809SLW	8" X 9'	Square Non-Tapered	32	5,000
SE	TX	40810SLW	8" X 10'	Square Non-Tapered	36	5,000
SE	TX	40812SLW	8" X 12'	Square Non-Tapered	43	5,000
SE	TX	41006SLW	10" X 6'	Square Non-Tapered	27	6,000
SE	TX	41008SLW	10" X 8'	Square Non-Tapered	36	6,000
SE	TX	41009SLW	10" X 9'	Square Non-Tapered	41	6,000
SE	TX	41010SLW	10" X 10'	Square Non-Tapered	45	6,000
SE	TX	41012SLW	10" X 12'	Square Non-Tapered	54	6,000
SE	TX	456800LW	8"	Cap, Base and Neck Ring 8"	4	
SE	TX	456100LW	10"	Cap, Base and Neck Ring 10"	5	

### Lightweight Square - Split

#### Quick Ship



SE	TX	Item No.	Nominal Size	Style	Weight (lbs.)
SE	TX	40808SLWH	8" x 8'	Square Non-Tapered	29
SE	TX	40810SLWH	8" x 10'	Square Non-Tapered	36
SE	TX	41008SLWH	10" x 8'	Square Non-Tapered	36
SE	TX	41010SLWH	10" x 10"	Square Non-Tapered	45
SE	TX	456800LWH	8"	Split Cap, Base, Ring Set	5
SE	TX	456100LWH	10"	Split Cap, Base, Ring Set	6

## 01- Columns - PVC

- Complete kits
- Low maintenance cellular PVC
- Quick ship from inventory
- Square non-tapered columns
- Kits include 2 L-shaped column halves, installation instructions, adhesive, cap and base
- Unique design speeds installation
- Interior or exterior use
- Square tapered columns
- Made-to-order services
- CAD drawings / Shop drawings
- Architectural library on website
- Fully boxed for added protection

### Craftsman Style

#### Square Tapered

##### Column Kit with Cap and Base



SE	TX	Item No.	Size	Weight (lbs.)	Taper Ratio
SE	TX	P4120846ST	12/8X4-6	30	66%
SE	TX	P4120850ST	12/8X5-0	33	66%
SE	TX	P4120860ST	12/8X6-0	40	66%
SE	TX	P4161046ST	16/10X4-6	40	63%
SE	TX	P4161050ST	16/10X5-0	43	63%
SE	TX	P4161060ST	16/10X6-0	52	63%
SE	TX	P4201346ST	20/13X4-6	51	65%
SE	TX	P4201350ST	20/13X5-0	57	65%
SE	TX	P4201360ST	20/13X6-0	68	65%

##### Replacement Cap and Base Sets



SE	TX	Item No.	Size	Weight (lbs.)
SE	TX	P4561208	Cap Base for 12/8	5
SE	TX	P4561610	Cap Base for 16/10	7
SE	TX	P4562013	Cap Base for 20/13	9

#### Square Non-Tapered

##### Premium Box Column Kit with Collar Style Cap and Base




SE	TX	Item No.	Size	Weight (lbs.)
SE		P40808SP	8" X 8'	43
SE	TX	P40809SP	8" X 9'	48
SE	TX	P40810SP	8" X 10'	53
SE		P41008SP	10" X 8'	53
SE	TX	P41009SP	10" X 9'	60
SE	TX	P41010SP	10" X 10'	67
SE		P41208SP	12" X 8'	64
SE	TX	P41209SP	12" X 9'	80
SE	TX	P41210SP	12" X 10'	96

## 01- Columns - PVC

### Craftsman Style

#### Square Non-Tapered

##### Premium Raised Panel Box Column Kit with Collar Style Cap and Base



SE	TX	Item No.	Size	Weight (lbs.)
SE	TX	P40809SR	8" X 9'	48
SE	TX	P40810SR	8" X 10'	53
SE	TX	P41009SR	10" X 9'	60
SE	TX	P41010SR	10" X 10'	67

##### Additional Cap and Base Sets - Collar



SE	TX	Item No.	Size	Weight (lbs.)
SE	TX	P456800BX	8"	3
SE	TX	P456100BX	10"	5
SE	TX	P456120BX	12"	7

##### Additional Cap and Base Sets - Tuscan



SE	TX	Item No.	Size	Weight (lbs.)
SE	TX	456800	8"	3
SE	TX	456100	10"	5
SE	TX	456120	12"	7

##### Additional Cap and Base Sets - Rams Crown



SE	TX	Item No.	Size	Weight (lbs.)
SE	TX	P456800RC	8"	3
SE	TX	P456100RC	10"	5
SE	TX	P456120RC	12"	7

#### Pedestal Bases

##### For Use with 8-10" Round Fiberglass Columns



SE	TX	Item No.	Size	Weight (lbs.)
SE	TX	P40108	8"/10"	40

## 01- Columns - PVC

### Craftsman Style

#### Pedestal Bases

For Use with 12" Round Fiberglass Columns



SE	TX	Item No.	Size	Weight (lbs.)
SE	TX	P40112	12"	50

#### Square Non-Tapered

Economy Box Columns with Post (Fully Assembled)



SE	TX	Item No.	Size	Weight (lbs.)
SE		P40808SC	8" X 8'	58
SE		P40809SC	8" X 9'	69
SE		P40810SC	8" X 10'	72
SE		P41008SC	10" X 8'	64
SE		P41009SC	10" X 9'	76
SE		P41010SC	10" X 10'	80
SE		P41208SC	12" X 8'	70
SE		P41209SC	12" X 9'	88
SE		P41210SC	12" X 10'	106

## 01 - Columns - Wood

### Round Tapered

#### Unfluted


##### Quick Ship



SE	TX	Shaft Item No.	Nominal Size	Weight (lbs.)	Cap and Base Item No.
SE	TX	40608PW	6" x 8'0	18	456061W
SE	TX	40808PW	8" x 8'0	38	456081W
SE	TX	40810PW	8" x 10'0	46	456081W
SE	TX	41008PW	10" x 8'0	49	456101W
SE	TX	41010PW	10" x 10'0	59	456101W
SE	TX	41012PW	10" x 12'0	68	456101W
SE	TX	41208PW	12" x 8'0	63	456121W
SE	TX	41210PW	12" x 10'0	69	456121W
SE	TX	41212PW	12" x 12'0	85	456121W

#### Fluted

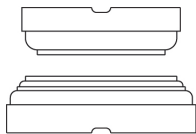
##### Quick Ship



SE	TX	Shaft Item No.	Nominal Size	Weight (lbs.)	Cap and Base Item No.
SE	TX	40608FW	6" x 8'0	18	456061W
SE	TX	40808FW	8" x 8'0	38	456081W
SE	TX	40810FW	8" x 10'0	46	456081W
SE	TX	41008FW	10" x 8'0	49	456101W
SE	TX	41010FW	10" x 10'0	59	456101W
SE	TX	41012FW	10" x 12'0	68	456101W
SE	TX	41208FW	12" x 8'0	63	456121W
SE	TX	41210FW	12" x 10'0	69	456121W
SE	TX	41212FW	12" x 12'0	85	456121W

### Premium Colonial Cap and Base - For Wood Columns

##### Quick Ship



SE	TX	Item No.	Size	Weight (lbs.)
SE	TX	456061W	6"	5
SE	TX	456081W	8"	7
SE	TX	456101W	10"	9
SE	TX	456121W	12"	11

## Factory

Made to Order - Available in FJ Pine, Redwood, Oak and almost any other species

01 - Columns - Wood



SE	TX	Nominal Size	Weight (lbs.)
SE	TX	6" x 4'0	12
SE	TX	6" x 6'0	15
SE	TX	6" x 10'0	21
SE	TX	8" x 14'0	65
SE	TX	8" x 4'0	30
SE	TX	8" x 6'0	34
SE	TX	8" x 12'0	55
SE	TX	10" x 4'0	39
SE	TX	10" x 6'0	44
SE	TX	10" x 14'0	87
SE	TX	10" x 16'0	95
SE	TX	12" x 4'0	45
SE	TX	12" x 6'0	57
SE	TX	12" x 14'0	91
SE	TX	12" x 16'0	120
SE	TX	12" x 18'0	132
SE	TX	12" x 20'0	146
SE	TX	14" x 6'0	117
SE	TX	14" x 8'0	155
SE	TX	14" x 10'0	194
SE	TX	14" x 12'0	233
SE	TX	14" x 14'0	290
SE	TX	14" x 16'0	310
SE	TX	14" x 18'0	349
SE	TX	14" x 20'0	388
SE	TX	16" x 6'0	148
SE	TX	16" x 8'0	203
SE	TX	16" x 10'0	246
SE	TX	16" x 12'0	272
SE	TX	16" x 14'0	303
SE	TX	16" x 16'0	357
SE	TX	16" x 18'0	400
SE	TX	16" x 20'0	432
SE	TX	18" x 6'0	149
SE	TX	18" x 8'0	202
SE	TX	18" x 10'0	248
SE	TX	18" x 12'0	309
SE	TX	18" x 14'0	347
SE	TX	18" x 16'0	412
SE	TX	18" x 18'0	461
SE	TX	18" x 20'0	507
SE	TX	20" x 8'0	216
SE	TX	20" x 10'0	270
SE	TX	20" x 12'0	324
SE	TX	20" x 16'0	439
SE	TX	20" x 18'0	490
SE	TX	20" x 20'0	541
SE	TX	22" x 10'0	325
SE	TX	22" x 12'0	390
SE	TX	22" x 16'0	519
SE	TX	22" x 18'0	580
SE	TX	22" x 20'0	650
SE	TX	22" x 22'0	715
SE	TX	22" x 24'0	792
SE	TX	24" x 8'0	286
SE	TX	24" x 10'0	358
SE	TX	24" x 12'0	429
SE	TX	24" x 16'0	571

## 01 - Columns - Wood

### Round Tapered

#### Factory

**Made to Order - Available in FJ Pine, Redwood, Oak and almost any other species**

SE	TX	Nominal Size	Weight (lbs.)
SE	TX	24" x 18'0	638
SE	TX	24" x 20'0	715
SE	TX	24" x 22'0	787
SE	TX	24" x 24'0	865
SE	TX	Call for larger sizes up to 40" x 40'	865

## 01 - Porch Posts

Wood

Turned

Quick Ship


SE	TX	Nominal Size	Item No.	Height	Pallet Qty	Base Height	Weight (lbs.)
SE	TX	4" x 4" - 8'	40408PRW	8"	90	42"	14
SE	TX	5" x 5" - 8'	50508PRW	8"	56	42"	19
SE	TX	6" x 6" - 8'	60608PRW	8"	36	42"	27
SE	TX	5" x 5" - 9'	50509PRW	9"	56	44"	23
SE	TX	6" x 6" - 9'	60609PRW	9"	36	44"	29
SE	TX	6" x 6" - 10'	60610PRW	10"	36	56"	34

01 - Porch Posts

Plinths

ABS - For 4" Porch Posts


Quick Ship



SE	TX	Item No.	Size
SE	TX	40404	4"

ABS - For 5" Porch Posts


Quick Ship



SE	TX	Item No.	Size
SE	TX	40505	5"

ABS - For 6" Porch Posts

Quick Ship



SE	TX	Item No.	Size
SE	TX	40606	6"