


Louvers

Designed to be both beautiful and functional, louvers have been a useful design accent for centuries. Arndt & Herman offers two basic louver styles: functional (venting) and decorative (non-venting), in a multitude of shapes to fit most architectural styles.

Decorative louvers have a solid, one-piece design that does not allow air to pass through. These types of louvers are only for aesthetic purposes. Designed to provide optimum ventilation, functional louvers feature slats with a steep 45-degree angle to help protect interiors from precipitation.

On functional louvers, the inside of the louver has a non-corrosive screen that helps keep insects out while allowing maximum airflow between the slats. All decorative and functional louvers are finished in pre-primed white.



HOW TO ORDER LOUVERS AND ACCESSORIES

Your first step when ordering a louver is to find the proper size for your specific application by measuring the width and height. You can then find the louver you need to order by locating your style with corresponding measurements on the following pages.

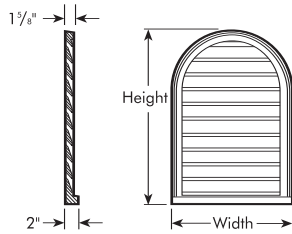
Note: If you are ordering a functional louver, your rough opening should be approximately 2" smaller around the entire perimeter of the louver.

F HRLV 36 X 18
Functional Half Round Louver Louver Width Louver Height

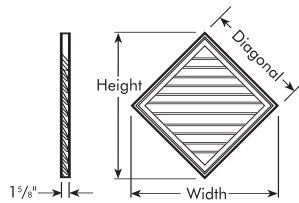

Example: Product number FHRLV36X18

HRLV 36 X 4 F
Half Round Louver Trim Opening Trim Width Flat Trim Profile

Accessory trim for louvers follow similar characteristics as louvers because the same letter abbreviations are used. However, the number is changed to reflect the nominal width of the trim.



CATHEDRAL LOUVER				4F Louver Trim (page 6)
Part Number	Width	Height	Vent Area	Unattached Accessories
DECORATIVE				
CLV18X30	18"	30"	NONE	—
CLV22X31	22"	31-1/2"	NONE	CLV22X31X4F
FUNCTIONAL				
FCLV22X31	22"	31-1/2"	41 Sq. In.	CLV22X31X4F



DIAMOND LOUVER			
Part Number	Width	Height	Vent Area
FUNCTIONAL			
FDLV24X24	24"	33-15/16"	32 Sq. In.

Decorative: Louver slats are closed (non-venting unit) only for decorative purposes.

Functional: Louver slats are open (venting unit) with screen backing.